

SURROUND by Laminex®



Modern Wall & Ceiling Panels

SURROUND by Laminex®

	Pages
Modern Wall & Ceiling Panels	4 – 6
Range Profiles	7 – 13
Batten 25	
Classic VJ 100	
Demi Round 40	
French Stripe 30	
Scallop 45	
Scallop 135	
Range Overview & Installation	14 – 15

Cover

Scallop 45 painted in soft pastels creates a calming, Scandinavian feel in this nursery.

Opposite

Demi Round 40 used to create a fresh, contemporary bathroom (see note¹ on page 4).



Surround by Laminex® is a modern range of durable, decorative wall and ceiling panels that will add dimension and warmth to residential and commercial projects.

Panels are available in a range of profiles to individualise your space, from timeless vertical boards, to contemporary scallops, and soft undulating curves.

Simply apply the easy-to-install, pre-primed panels onto prepared plasterboard, timber, steel, brick or masonry wall and ceiling surfaces and finish with the paint colour of your choice.

Instantly elevate your home with these versatile, hard-working panels designed for wall linings and interior surfaces including hallways, bedrooms, playrooms, kitchens¹, bathrooms¹, laundries¹ and living areas.

Surround by Laminex panels are also ideal for internal wall and ceiling applications across a range of commercial spaces including health and aged care, educational, hospitality, public and retail spaces.

¹MR E0 MDF product only. Additional considerations and steps required. Surround by Laminex is prohibited for use in splash zones. Fire Resistant product (E1 MDF FR) is prohibited for use in Internal Moisture Areas and for Curving. Curving should only be undertaken by a person experienced in kerfing and mould making. Follow all instructions outlined in the latest Fabrication and Installation Manual.

Opposite (page 5)
Batten 25 creates boldness and mood in this space.



Modern Wall & Ceiling Panels



Contemporary designs

A versatile range of decorative timber panels designed for interior wall and ceiling surface applications.

Fast and easy installation

Apply panels quickly and easily onto prepared plasterboard, timber, steel, brick or masonry wall and ceiling surfaces.

The decorative front is conveniently pre-primed with a water based paint – ready to be applied with your chosen paint colour.



Vertical Application



Horizontal Orientation on Walls



On Ceilings



Curving¹



Internal Moisture Areas¹



Impact Resistant



Dimensional Stability



Low Sanding



Paintable

Durable interior panels

Surround by Laminex® panels are an impact-resistant, moisture resistant, medium density fibreboard (MDF) product.

Application is intended for interior surfaces including hallways, dining areas, bedrooms, living areas, playrooms, foyers, kitchens¹, bathrooms¹, laundries¹ and counter islands².

Warranty

Surround by Laminex® is covered by a 7 year limited warranty. Refer to laminex.co.nz for the latest version of the warranty for this product.

MDF – Manufactured in Australia | PEFC & Global GreenTag^{Cert}™ Certified

Surround by Laminex panels are made in Australia using moisture resistant Medium Density Fibreboard (MDF).

Using wood fibres from PEFC forests, this product is PEFC-certified. PEFC forests are managed in line with the strictest environmental, social and economic requirements.

Additionally, panels hold a Global GreenTag GreenRate™ certification to a Level A standard.

Note: PEFC and Global GreenTag certification only applies to MR MDF product.



Fire properties

Surround by Laminex moisture-resistant MDF has a Group 3 Classification. For further information and product details, refer to the Surround by Laminex Technical Data sheet – which can be found at laminex.co.nz

Note: Scuff marks & minor scratches

It is possible that some scuff marks and minor scratches can occur during transportation. These can be easily rectified with a light sand and another priming application prior to painting. Always follow paint manufacturer's directions, including checking if the pre-finished base primer is suitable for the intended painted finish.

¹MR E0 MDF product only. Additional considerations and steps required. Surround by Laminex is prohibited for use in splash zones. Fire Resistant product (E1 MDF FR) is prohibited for use in Internal Moisture Areas and for Curving. Curving should only be undertaken by a person experienced in kerfing and mould making. Follow all instructions outlined in the latest Fabrication and Installation Manual.

²Toe kick recommended.

Opposite

A statement wall created using Scallop 45 adds a sophisticated touch.

Range Profiles



Batten 25

A statement design showcasing narrow boards presented in a graphic, tight formation. Featuring defined edges and deeper routing, this profile is ideal for feature wall application.

Batten 25 is manufactured from 12mm moisture-resistant MDF. Designed for interior application, the reverse side is a flat face, sealed with a white, Low Pressure Melamine (LPM).

Sheet sizes:

- 2400(h) X 1200(w)
- 3000(h) X 1200(w)



All measurements are nominal.



Above
A rich feature wall created with Batten 25 adds contrast and depth to this lounge.

Left
Batten 25 provides warmth and texture to a bedroom.


Classic VJ 100

Classic tongue and groove panelling offers a timeless backdrop to complement any interior style. Featuring linear boards separated by vertical joints (VJ), this profile creates a subtly-textured backdrop for period homes and modern interiors alike.

Classic VJ 100 is manufactured from 9mm moisture-resistant MDF. Designed for interior application, the reverse side is raw MDF.

Sheet sizes:

- 2400(h) X 1200(w)
- 3000(h) X 1200(w)



All measurements are nominal.



A timeless backdrop to complement any interior style.

Above

Classic VJ 100 creates a delightful hard-wearing wall in this neutral nursery.

Left

A three-quarter wall application of Classic VJ 100 is applied to a classic hallway entry finished with wide skirting.

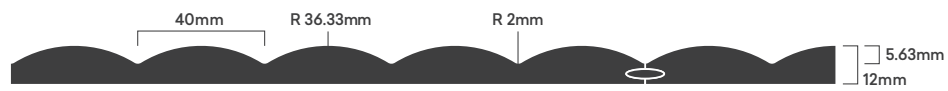

Demi Round 40

Soften your interior surfaces with this contemporary, rounded profile. Demi Round 40 is particularly conducive to half-wall application when finished with a dado rail, enabling the 12mm deep profile to double as a decorative edge.

Demi Round 40 is manufactured from 12mm moisture-resistant MDF. Designed for interior application, the reverse side is a flat face, sealed with a white, Low Pressure Melamine (LPM).

Sheet sizes:

- 2400(h) X 1200(w)
- 3000(h) X 1200(w)



All measurements are nominal.



Left
An elegant split feature wall in a bedroom created with Demi Round 40 capped with wooden trim.

French Stripe 30

Equally spaced battens and grooves give the illusion of a striped effect in this elegant profile. Panels exude European sophistication in their simplicity, conducive to a neutral yet impactful wall.


French Stripe 30 is manufactured from 12mm moisture resistant MDF. Designed for interior application, the reverse side is a flat face, sealed with a white, Low Pressure Melamine (LPM).

Sheet sizes:


- 2400(h) X 1200(w)
- 3000(h) X 1200(w)



All measurements are nominal.



Narrow stripes add depth and dimension to a modern interior.



Above

French Stripe 30 complements an intimate and refined dining area.

Left

A duotone treatment using French Stripe 30 designed to integrate seamlessly with custom window coverings.

Scallop 45

A stylish scalloped design characterised by wide, softly undulating curves. This profile can be applied across an entire wall.

Scallop 45 is manufactured from 12mm moisture-resistant MDF. Designed for interior application, the reverse side is a flat face, sealed with a white, Low Pressure Melamine (LPM).

Sheet sizes:

- 2400(h) X 1200(w)
- 3000(h) X 1200(w)



All measurements are nominal.



Scallop 45 creates a rich and soothing bedroom inspired by the natural environment.

Scallop 135

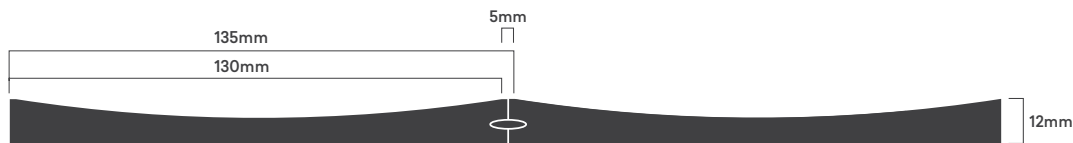
Generous, defined curves meet in Scallop 135, designed to sit quietly within a sophisticated home or commercial interior. This subtle structure brings a softness to a large surface, creating an overall sense of calm.

Scallop 135 is manufactured from 12mm moisture resistant MDF. Designed for interior application, the reverse side is a flat face, sealed with a white, Low Pressure Melamine (LPM).

Sheet sizes:

- 2400(h) X 1200(w)
- 3000(h) X 1200(w)

Note: Due to the deep tooling required to produce this product, extra sanding preparation prior to paint application is advised to achieve a smoother finish of this profile. Machine marks may be visible in areas with critical light.









All measurements are nominal.



Highlight the boldness of curving edges with natural light falling across the surface of the profile.

Referencing the calm of a yoga studio, Scallop 135 adds interest without being busy.

Range Overview

Profile	Sizes		Dimensions		Finish	
	2400 (H) x 1200 (W)	3000 (H) x 1200 (W)	Weight (kg/m ²)	Thickness (mm)	Face	Back
Batten 25 	✓	✓	9.2	12	Pre-primed	LPM
Classic VJ 100 	✓	✓	6.9	9	Pre-primed	Raw
Demi Round 40 	✓	✓	9.2	12	Pre-primed	LPM
French Stripe 30 	✓	✓	9.2	12	Pre-primed	LPM
Scallop 45 	✓	✓	9.2	12	Pre-primed	LPM
Scallop 135 	✓	✓	9.2	12	Pre-primed	LPM

All measurements are nominal.

LPM = Low Pressure Melamine

Sample Ordering

Surround by Laminex® samples are available to order through laminex.co.nz or call **0800 999 939**.

Surround by Laminex® panels are a ready-made, pre-primed surface product designed for fast and easy installation. **Ensure you follow all instructions outlined in the latest Fabrication & Installation Manual.**

Step 1: Planning

Before application, consult the Surround by Laminex Fabrication and Installation Manual for detailed product instructions and a list of basic equipment required.

Step 2: Preparation

Prepare your surface to ensure the correct installation of Surround by Laminex panels. The Fabrication and Installation Manual provides instructions specific to your chosen environment and product.

Step 3: Installation

Connect panels together using the simple tongue and groove system, then fix to a prepared plasterboard, timber, or steel surface. In some instances, you may need to consult a qualified tradesperson.

Surround by Laminex can be installed in either vertical or horizontal orientation on walls or ceilings. See the Fabrication and Installation Manual for detailed instructions.

Step 4: Finishes


Surround by Laminex decorative panels are pre-primed (face only) with a water based paint. To finish panel, fill in nail holes, lightly sand entire sheet with fine grit sandpaper or sanding block, then paint with the colour of your choice. Refer to the Fabrication and Installation Manual for painting preparation.

Follow all paint manufacturer's directions, including checking if the pre-finished base primer is suitable for the intended painted finish.

When installing in a Internal Moisture Area or curving, additional considerations and steps are required. Surround by Laminex is prohibited for use in splash zones. Refer to the Fabrication and Installation Manual for detailed instructions.

Note: Fire Resistant (E1 MDF FR) product is prohibited for use in Internal Moisture Areas and for Curving.

Download the latest Fabrication and Installation Manual at laminex.co.nz.



As above, Surround by Laminex panels connect together with a simple tongue and groove system.

VISIT US

laminex.co.nz

CALL US

0800 303 606

SAMPLES

laminex.co.nz
or 0800 999 939

FOLLOW US

 **@laminexnz**

 **@nzlaminex**

© Copyright 2025, Laminex New Zealand®, SURROUND by Laminex® and Laminex New Zealand® are registered trademarks of Laminex New Zealand® or its related company licensors. SURROUND by Laminex® is marketed and distributed by Laminex New Zealand®, a division of Fletcher Building Products Ltd.
802216000 | 01.25

SURROUND
by Laminex®

Laminex®
NEW ZEALAND