

Laminex® Laminate

High pressure laminate for interiors



Laminex®
NEW ZEALAND

Contents

- 01. Introduction
- 02. Features and Benefits
- 04. Classic Collection Introduction
- 06. Minerals & Marbles
- 24. Whites & Solids
- 30. Woodgrains
- 34. Speciality Collection Introduction
- 35. Alucci®
- 36. Metallics
- 37. Magnetic/Writeable
- 38. Full Colour Range
- 43. Order Samples
- 44. Finishes
- 45. Directional Grain Patterns
- 46. Design Considerations and Applications
- 50. Specification Considerations
- 53. Care and Maintenance



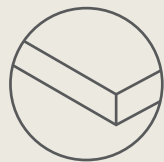
Laminex® Laminate

Inspired by shape and form, combining sophistication with modern colours and finishes, Laminex® Laminate reimagines the classics whilst embracing the trends. It has the durability and reliability to stay looking sleek and contemporary in the most demanding interior environments.



Benchtop and wall lining Laminex® Formica® Laminate Taj Marble

Features and Benefits



Matching
ABS Edgetape

ABS Edgetape has a thickness of 1mm which disguises the black line edge, creating a seamless pattern and colour.

- Matches the colour of the laminate.
- Easy to apply post pressing.
- Non-toxic.
- Available across 90% of the range.
- Please refer to availability guide at laminex.co.nz.



Antimicrobial

Selected décors within the range have antimicrobial properties meaning it helps fight germs, making it perfect for keeping food safe.

- Innovative surface that inhibits the growth of bacteria and fungi.
- Independently tested for antibacterial and antifungal efficiency in accordance with ISO22196:2011, JIS Z2801 and ASTM G21.
- Available across 81% of the Laminex® Laminate range.
- Please refer to availability guide.



Crystalline
Silica Free



Stain
Resistant



Durable



7 Year
Warranty



UV Stable
Indoor Use
Versus natural timbers



Horizontal
Application



Vertical
Application



Fire
Rating

Laminex® Laminate offers you the design and reliability needed for creating both residential and commercial spaces with the added benefits of a healthier and long-lasting material backed by a 7 year limited warranty.



Benchtop and splashback Laminex® Formica® Laminate Batian
Island Laminex® Formica® Laminate Hushed Pine Cabinetry Melteca® Danish Walnut

Minerals & Marbles

Inspired by the natural beauty of marble, stone and mineral surfaces. The Minerals & Marbles range is made up of three categories - Minerals, Concrete & Slates and Veins & Marbles. From delicate to large scale designs that add sophistication to any space.



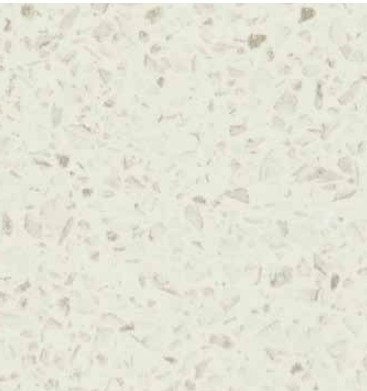
Minerals



Fresh Snow



Cocoa Sand



Pure Mineralstone




Rock Salt




Sand Pebble



White Finestone




Kashmir Granite




Grey Finestone



Black Sky



Flint Crystal



Flinders Black

Concrete & Slates



Granular Limestone



White Cement



Pearl Concrete



Limed Concrete




Terrace Pearl



Tumbled Terrazzo



New



Batian

New



Leggera Travertine



Elemental Ash



Manhattan Concrete

Large swatches are magnified to show the pattern detail.


LAMINEX® LAMINATE




Concrete Formwood




Silver Shalestone



Terrace Grey



Basalt




Ironstone



Jordan Stone




Cured Concrete



Atmos Concrete



Scoria



Veins & Marbles



White Valencia



Carrara Bianco



Bianca Luna



Neo Cloud



Carrera Marble



Pietra Cloud



Catalana Marble



Carrara Delicata



Calacatta Gold



New



Image shown represents a full sheet.

New



Aratea Stone

New



Close up of a section of the full sheet to show the pattern detail.

Image shown represents a full sheet.



Versilia Marble



Close up of a section of the full sheet to show the pattern detail.

Image shown represents a full sheet.



Taj Marble



Close up of a section of the full sheet to show the pattern detail.

Image shown represents a full sheet.




Kalahari Granite

LAMINEX® LAMINATE



Close up of a section of the full sheet to show the pattern detail.



Benchtop, splashback and wall lining Laminex® Formica® Laminate Kalahari Granite
Desking and shelves Melteca® Vintage Walnut

Image shown represents a full sheet.



Magma Slate

LAMINEX® LAMINATE



Close up of a section of the full sheet to show the pattern detail.



Grigio Grafite



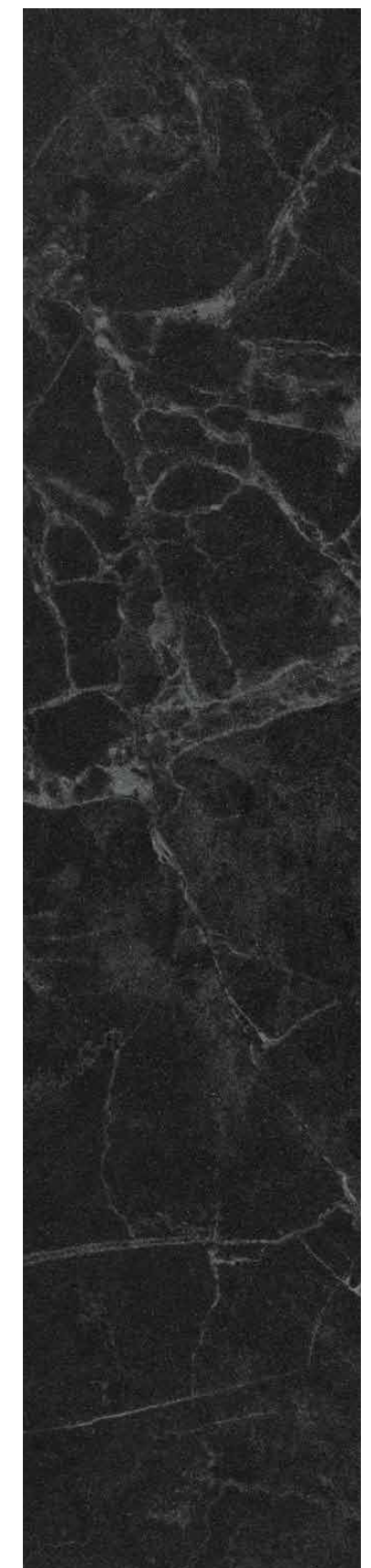
Nero Grafite



Black Marble



Jet Sequoia



Darkside Marble

Large swatches are magnified to show the pattern detail.


LAMINEX® LAMINATE

Whites & Solids


We know design decisions can be challenging. So to help make things easier we have curated a timeless palette of white and neutral laminates, in addition we have added accent decors which you can use to create your own unique interior. There are three categories: White Solids, Mid Tone Solids and Dark Tone Solids.




White Solids



Crystal White




Snowdrift




Ghostgum




Gentle Beige




Warm White




White



Streetlight




French Cream



Baikal

Mid Tone Solids



Bliss Shitake




Porcelain Blush



Pale Honey



Seed



Spinifex



Seal Grey



Zincworks



Portsea

Dark Tone Solids



Burnt Ochre




Kalamata



New Graphite



Moose



Green Slate



Winter Sky




Fossil



Storm



Deep Anthracite



Black



Hushed Pine



Island benchtop Laminex® Formica® Laminate Porcelain Blush
Island front Laminex® Formica® Laminate Kalamata Cabinetry Melteca® Porcelain Blush

Woodgrains

Laminex® Laminated Woodgrains realistically captures the colours and detail of natural timbers in a surface material that's highly durable, easy to clean and affordable. They are scratch, stain, heat and UV resistant, so they won't age or discolour, as natural timbers can in similar interior applications.

All woodgrain decors are available with a Melteca® match.





Seasoned Oak



Refined Oak




Classic Oak



Aged Ash



Sublime Teak




Supreme Oak



Rural Oak



Planked Urban Oak



Danish Walnut



Oiled Legno



Black Birchply

LAMINEX® LAMINATE



Table top and back of bench seat Laminex® Formica® Laminate Oiled Legno

Speciality Collection

Laminex® Laminite Speciality Collection is sophisticated and tactile, bringing a defined and sleek palette to life.

Alucci®

Groundbreaking European innovation that uses high-energy electrons to cure and create an exceptionally smooth, abrasion-resistant surface for horizontal or vertical application.

Metallics

Laminex® Metallic Laminite combines the colour and character of real metals with the practicality of laminite suited for vertical application. Featuring a coated surface over real metal foils, these laminates offer a textile feel and a low gloss sheen.


Magnetic/Writeable Laminite

This laminite features a metal foil embedded between its surface layers to provide an exceptional magnetic hold. It is writeable, easy to clean, and ideal for vertical applications.

Alucci®

Luxurious Matte Surfaces

This next generation of materials and technology creates a smooth, abrasion and fingerprint-resistant surface, ensuring your surface stays smarter and cleaner for longer. Additionally, the natural silver ion antibacterial protection makes Alucci® the ultimate ultra-matte surface.




White



Green Slate




Stormcloud




Aries



French Navy



Surf



Black

Alucci® White

LAMINEX® LAMINITE

Laminex® Metallic Laminite
Brushed Brass

Saturday activities
Rugby
Birthday party

Laminex® Magnetic
Laminite Glossy White

LAMINEX® LAMINITE

Metallics

The appeal of sophisticated Laminex® Metallic Laminate surfaces is timeless. With classic tones like brushed brass, copper, and bronze they add a refined glamour to any vertical interior surface. Whether used as bold statement wall panels or subtle accents, they create a stunning visual effect.

Vertical use only.

Splashback Laminex® Metallic Laminate Brushed Aluminium, **Benchtop** Laminex® Formica® Laminate Black, **Cabinetry** Melteca® Shou Sugi



Polished Aluminium



Brushed Aluminium



Brushed Copper



Brushed Brass




Brushed Bronze

Magnetic/Writeable

Laminex® Magnetic Laminate Glossy White is perfect for vertical applications like office whiteboards, interior school walls, partitions, meeting rooms, restaurant menu boards, children's bedrooms, and feature walls. Its metal foil layer ensures a strong magnetic hold and makes it an excellent, easy-to-clean whiteboard surface.

Vertical use only.



Glossy White























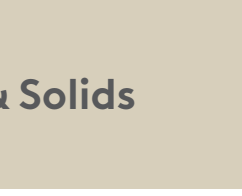



Laminates

Full Colour Range

Minerals & Marbles

				
Sand Pebble N • ME	White Finestone V • ME	Grey Finestone V • ME	Kashmir Granite N • ME	Flint Crystal V • ME
				
Pearl Concrete N • ME	White Cement V • ME	Limed Concrete N • ME	Terrace Pearl V • ME	Terrace Grey V • ME
				
Tumbled Terrazzo N • ME	Batian V • ME	Leggera Travertine V • ME	Elemental Ash N • ME	Granular Limestone V • ME
				
Manhattan Concrete N • ME	Silver Shalestone V • ME	Cured Concrete V • ME	Basalt N • ME	Atmos Concrete V • ME
				
Jordan Stone N • ME	Ironstone V • ME	Scoria V • ME	Black Sky V • ME	Flinders Black V • GP • ME

				
Rock Salt V • ME	Concrete Formwood N • ME	White Valencia N • GP • ME	Carrera Marble M • GP • ME	Bianca Luna M • ME
				
Neo Cloud N • ME	Carrara Bianco N • ME	Pietra Cloud N • ME	Carrara Delicata N • ME	Calacatta Gold V • ME
				
Aratea Stone V • ME	Versilia Marble V • ME	Catalana Marble N • ME	Taj Marble V • ME	Grigio Grafite N • ME
				
Kalahari Granite V • ME	Nero Grafite N • ME	Jet Sequoia M • ME	Darkside Marble V • ME	Black Marble N • ME
				
Magma Slate V • C				
Whites & Solids				
				
Gentle Beige V • ME	Warm White V • ME	White N • ME	Baikal V • ME	Bliss Shitake V • ME

Streetlight

V • ME

French Cream

N • ME

Porcelain Blush

N • ME

Pale Honey

N • ME

Burnt Ochre

N • ME

Kalamata

N • ME

New Graphite

N • ME

Moose

N • ME

Spinifex

N • ME

Seed

N • ME

Green Slate

N • ME

New

N • ME

Winter Sky

N • ME

Portsea

N • ME

Zincworks

N • ME

Seal Grey

V • ME

Fossil

N • ME

Storm

V • ME

Deep Anthracite

V • ME

Black

V • ME

Woodgrains

Seasoned Oak

N • ME

Refined Oak

V • ME

Classic Oak

N • ME

Aged Ash

N • ME

Sublime Teak

N • ME

New

N • ME

Rural Oak

N • ME

Planked Urban Oak

V • ME

New

N • ME

Oiled Legno

N • ME

Black Birchply

N • ME

Alucci®

White

M • ME

New

M • ME

New

M • ME

Green Slate

M • ME

Stormcloud

M • ME

French Navy

M • ME

Black

M • ME

Metallics

Vertical use only.

Brushed Aluminium

Met • C

Polished Aluminium

Met • C

Brushed Brass

Met • C

Brushed Copper

Met • C

Brushed Bronze

Met • C

Magnetic/Writeable

Vertical use only.

Glossy White

GP • C

Important note: Swatches depicted are as close to the Laminex® Laminates range as modern photographic, lighting and printing processes allow. Please view physical sample for accurate colour and finish representation. For patterned decors we recommend viewing full sheet imagery to understand the overall design. Order samples or download full sheet imagery from laminex.co.nz.

Key

Finish

- N • Natural
- V • Velour
- GP • Gloss Plus
- M • Matte
- Met • Metallic

Edgetape

- ME • Matching Edgetape
- C • No edgetape, recommend clashing for square edge

Melteca® Match •

MM

Order Samples

Samples are available across our entire range. Visit laminex.co.nz to order your samples today.


Visit us
laminex.co.nz

Call us
0800 999 939



Finishes

Within the extensive Laminex® Formica® Laminate range there are different finishes.



Natural

A low sheen, smooth touch surface that is a durable and low maintenance option for benchtops and surfaces.



Matte

Laminex® Formica® Laminate matte finish is tactile and Alucci® laminates are fingerprint-resistant making it inviting to the touch.



Metallic

Combining the colour and character of real metals with the practical properties of laminate.



Velour

The most popular finish in the Laminex® Formica® Laminate range. A velour finish that delivers a clean and modern look.



Gloss Plus

Laminex® Formica® Laminate Gloss Plus is a superior high gloss finish, with abrasion and scuff resistance.

Not all décors are available in more than one finish.

Dark and high gloss colours are more likely to highlight finger marking and wear and tear therefore careful consideration should be taken when selecting these colours for harshly lit or high use areas. Lighter colours are more tolerant in harshly lit environments.

Note: For each individual decor finish refer to the full range colour swatch section in this brochure or view the availability guide at laminex.co.nz.

Please view physical sample for accurate colour and finish representation. To order samples visit laminex.co.nz.

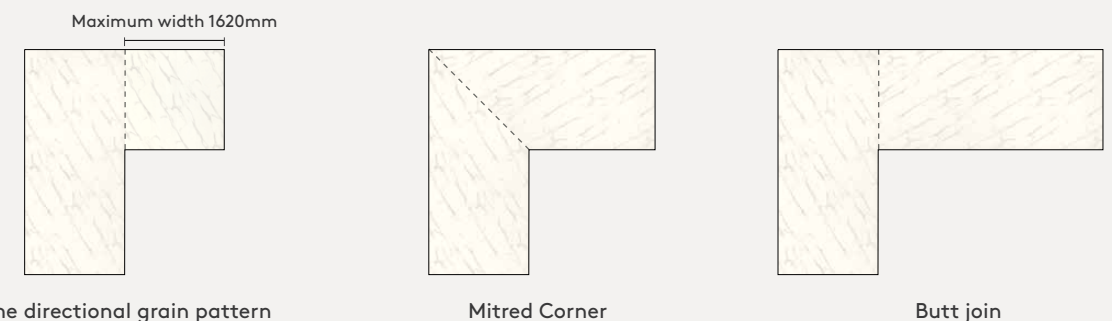
Directional Grain Patterns

Due to the directional grain patterns in some decors, consideration must be given to the way in which the individual benchtops are fabricated.

Where the top changes direction there is the option of mitring the corner or continuing the grain in the same direction (maximum width 1620mm for the colours below), this will often depend on the layout of the bench. It is recommended to consult with the fabricator before starting the manufacturing process.

Consider the following examples:

Versilia Marble – directional grain patterns



Taj Marble – directional grain patterns



Leggera Travertine – directional grain patterns



Design Considerations

High pressure laminates are designed for interior use across an incredibly broad range of applications.

Applications

Ideal for:

- Benchtops
- Vanities
- Cabinetry fronts
- Feature panels
- Internal doors
- Retail furniture
- Bar tops/fronts
- Dining/coffee tables
- Wall linings
- Desktops
- Splashback/upstands



Benchtop Laminex® Formica® Laminate Tumbled Terrazzo
Cabinetry Melteca® Danish Walnut

Laminate as a Wall Lining

Laminates are hard-wearing, low maintenance and immensely practical while still retaining aesthetic integrity, making them perfect for partitioning and wall linings. To obtain maximum dimensional stability, laminate sheets need to be pressed on a suitable, quality substrate, such as MDF, Particleboard or good quality Plywood before adhering to the wall.

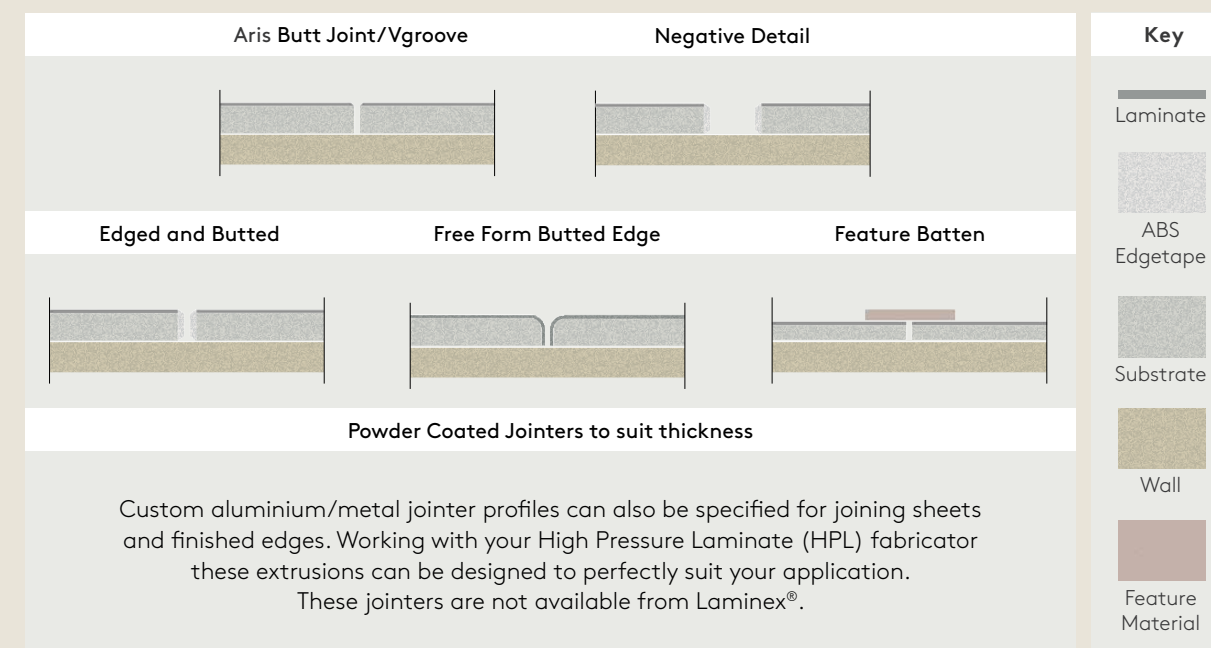
Note: They are not suitable for wet areas. For wet area application please use Seratone® AQUA PLUS®.



Wall lining Laminex® Formica® Laminate Hushed Pine
Tabletops Laminex® Formica® Laminate Burnt Ochre

Joint Options for Wall Lining

To achieve a clean/tidy join between wall panels, we suggest you consider some of the details below. If in doubt, contact your fabricator or joiner on the best option for your specific project requirements.



Laminate as Furniture

From shop fitouts in retail spaces to impact resistant dining table tops in the hospitality industry to furniture for heavy use areas of a house, Laminex® Laminate is the ideal choice.




DESIGN CONSIDERATIONS

Laminate as a Splashback

Laminate is a popular option for splashbacks/upstands. With superior cost efficiency, heat resistance, versatility and infinite design possibilities you can achieve a realistic natural stone, timber, concrete or industrial look.

The laminate needs to be pressed to a suitable substrate and then adhered to the wall.

Note: Excludes Metallic Laminate Range.



Benchtop and wall lining

Laminex® Formica® Laminate Atmos Concrete

Laminate as a Door

- Laminate used on an interior door needs to be dual sided as seen from both sides.
- Door edge can be square clashed or edged with ABS edgetape.
- Laminate can be pressed to a prefabricated door or be custom made.
- Laminate has proved its suitability over many years being used as fire doors in commercial environments.

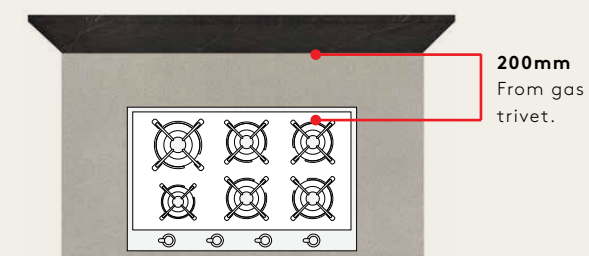


Fire Rating


Door Laminex® Formica® Laminate Danish Walnut

Splashback Compliance

To meet splashback compliance standards the following distances must be adhered to:



Note: All gas appliance installations must comply with AS/NZS 5601.1: Gas Installations.



Note: All cooktop installations must be in accordance with the cook top manufacturer's instructions.

Gas cooktop

Laminex® Laminate can be used as a splashback material behind a gas cooktop provided that it is kept at a distance of at least 200mm from the periphery of the nearest gas ring.

Electric/Induction/Ceramic cooktop





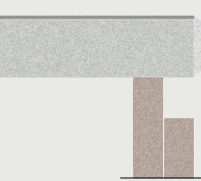




Laminex® Laminate can be used behind an electric cooktop provided that it is kept at a distance of at least 100mm from the periphery of the nearest heating element.

Note: Same cooktop regulations apply to coved upstands.

Specification Considerations

Edge Profiles

There are a variety of unique profiles available for Laminate benchtop edges including the following:

Key	ABS Edgetape	Waterfall
 Laminate		
 ABS Edgetape		
 Substrate		
 Other Material	Squareform 6mm radius*	Tightform, 8mm,9mm,10mm radius
		Bullnose 180° radius


*Refer to availability guide for details on minimum radius for particular colours.

ABS Edge

- Thick and thin looks can be achieved. We recommend the minimum of 25mm thickness.
- Overhang up to 250mm with 25mm profile.

ABS edgetape is available to match selected colours, over 90% of the range*. Only 1mm thick, ABS edgetape blends with the benchtop disguising the black line edge, creating a seamless look of uninterrupted lines, mimicking the contemporary look often found on more expensive wood, stones, granites and mineral surfaces.

Finishing your benchtop with matching or contrasting ABS edgetape gives you a beautiful square edge without compromising on the overall look.



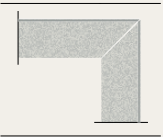
Laminex® ABS edgetape is available in 53mm width and 1mm thickness. These can be supplied as either unglued or pre-glued.

*Refer to availability guide.

Waterfall

A waterfall profile is made by clashing the benchtop edge with a piece of the same laminate/Alucci® to create a more modern and stylish detail at the end of the bench. The waterfall profile adds interest and dimension giving an overall sleek and minimal look for any kitchen design.

Note: The intersection between the vertical and horizontal on the waterfall sections will always show the dark line, with darker colours less noticeable.



Floating with Negative detailing

A benchtop edge profile creating a floating look giving a contemporary and modern look to any kitchen design.




Care and Maintenance

Laminex® Laminite does not easily scratch or chip and will withstand normal wear and tear. They are also stain resistant, therefore easy to clean. The best cleaning agent for laminate surfaces is warm water, mild detergent and a soft cloth*. Full details on care and maintenance can be found on our website laminex.co.nz

*Note: In certain lights or from different angles wipe down marks may be visible after cleaning.

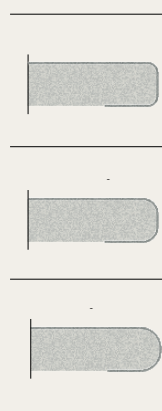
Square Edge

Square edge profile is made by clashing the benchtop edge with a piece of the same laminate to create a true square edge. A traditional laminate look. Depending on the laminate colour, a dark line may be visible.



Rolled Edge

Laminex® Laminite can be rolled along the length of the laminate to a minimum radius of 8mm for solid colours and 6mm for stones, abstract patterns and woodgrains*. The tighter radius for stone patterns allows for a similar look and finish to a stone benchtop. It is cost effective and extremely hardwearing with good chip and impact resistance. It is also ideal for environments where pointed edges need to be avoided.



*Refer to availability guide for details on minimum radius for particular colours.



Benchtop and wall lining Laminex® Formica® Laminite Scoria

Laminex™
Laminate



Visit us

laminex.co.nz

Call us

0800 303 606

Samples

laminex.co.nz

or 0800 999 939

Follow US

 @laminexnz

 @nzlaminex

Cover Image: Kitchen island benchtop, back benchtop and splashback Laminex Formica® Laminate Taj Marble, cabinetry Melteca® Vintage Walnut.

The colours of the photographs and swatches depicted in this brochure are as close to the Laminex® Laminates range as modern photographic, lighting and printing processes allow. The colour/finish combinations shown are available at the time of publication, but are subject to availability and may be withdrawn at any time. Laminex® Laminates is no different from any other material in that darker colours and gloss finishes will always show scratches and superficial wear and tear more readily than lighter colours or lower gloss finishes. Such surfaces require more care and maintenance and Laminex New Zealand® recommends the use of laminate cleaning products (or mild household cleaning products). Please visit our website, laminex.co.nz, for specific care and cleaning information. Note that in certain lights or from different angles wipe down marks may be visible after cleaning. Laminex® Laminates should be protected from strong direct sunlight as continuous exposure may cause discolouration or fading to the surface over time. Please obtain a copy of the terms and conditions of the Laminex® Laminates 7 Year Limited Warranty from Laminex New Zealand® or visit laminex.co.nz. This warranty is in addition to any rights that may exist under the Consumer Guarantees Act (1993). J011639 02/25

This publication is printed using vegetable based inks and environmentally responsible papers.

Laminex®
NEW ZEALAND