






Laminex® Product Fire Performance

Product	Group Classification	NZBC Clause	Applications
HI·MACS	Group Number 3	C3 - Fire affecting areas beyond the fire source	Wall & ceiling lining/cabinetry/furniture/benchtops
Laminex Laminate 	Group Number 3	C3 - Fire affecting areas beyond the fire source	Wall & ceiling lining/cabinetry/furniture/benchtops
Alucci™ Apex	Group Number 3	C3 - Fire affecting areas beyond the fire source	Wall & ceiling lining/cabinetry/furniture/benchtops
Laminex Panels for Partitions Standard Grade	Group Number 3	C3 - Fire affecting areas beyond the fire source	Wall & ceiling lining/cabinetry/furniture/benchtops
Laminex Panels for Partitions Laboratory Grade	Group Number 3	C3 - Fire affecting areas beyond the fire source	Wall & ceiling lining/cabinetry/furniture/benchtops
Laminex Timber Veneer	Group Number 3	C3 - Fire affecting areas beyond the fire source	Wall & ceiling lining/cabinetry/furniture
Laminex Woodgrain	Group Number 3	C3 - Fire affecting areas beyond the fire source	Wall & ceiling lining/cabinetry/furniture
	Group Number 3	C3 - Fire affecting areas beyond the fire source	Wall & ceiling lining/furniture/benchtops
 3+, 5+ & 12+	Group 1-S	C3 - Fire affecting areas beyond the fire source	Wall lining, floor tile, benchtop, exterior cladding
 CLASSIC + SPECIALTY	Group Number 3	C3 - Fire affecting areas beyond the fire source	Wall & ceiling lining/cabinetry/furniture
 AQUA	Group Number 2-S	C3 - Fire affecting areas beyond the fire source	Wall & ceiling lining/cabinetry/furniture
SURROUND by Laminex®	MR E0 MDF Group Number 3	C3 - Fire affecting areas beyond fire source	Wall & ceiling lining/cabinetry/furniture
SURROUND by Laminex®	E1 MDF FR Group Number 2	C3 - Fire affecting areas beyond fire source	Wall & ceiling lining/cabinetry/furniture
MELTECA®	Group Number 3	C3 - Fire affecting areas beyond the fire source	Wall & ceiling lining/cabinetry/furniture
MELTECA® Hi-Gloss	Group Number 3	C3 - Fire affecting areas beyond the fire source	Wall & ceiling lining/cabinetry/furniture
MELTECA® FR	Group 1-S	C3 - Fire affecting areas beyond the fire source	Wall & ceiling lining/cabinetry/furniture
strandfloor®	Group Number 3	C3 - Fire affecting areas beyond the fire source	Structural flooring
strandsarking®	Group Number 3	C3 - Fire affecting areas beyond the fire source	Roof sarking for low sloped and pitch roofs
strandboard®	Group Number 3	C3 - Fire affecting areas beyond the fire source	Wall & ceiling lining/cabinetry/furniture
triboard®	Group Number 3	C3 - Fire affecting areas beyond the fire source	Wall & ceiling lining/furniture/stair treads
 by Laminex New Zealand	Group Number 3	C3 - Fire affecting areas beyond the fire source	Structural flooring
Lakepine®	Group Number 3	C3 - Fire affecting areas beyond the fire source	Wall & ceiling lining/cabinetry/furniture/benchtops substrate

Laminex® Product Fire Performance

Product	Group Classification	NZBC Clause	Applications
 Superfine®	Group Number 3	C3 - Fire affecting areas beyond the fire source	Wall & ceiling lining / cabinetry / furniture / benchtops substrate
 Trade Essentials® HARDBOARD	Group Number 3	C3 - Fire affecting areas beyond the fire source	Wall & ceiling lining
 Whiteboard™	Group Number 3	C3 - Fire affecting areas beyond the fire source	Wall & ceiling lining / cabinetry / furniture
Product	Structural Mid-floor	NZBC Clause	Applications
 strandfloor® fire and acoustic floor system (Batten & Cradle AcoustiFlor)	 SUPERPINE® by Laminex New Zealand FRR 60/60/60 (component of a firecell system where more than one household unit must be separated from other household units)	C6 - Structural Stability	Medium & high density multi-level housing, accommodation (hotel / motel), aged care, educational, office and retail buildings. Mixed use of these building types.

New Zealand Building Code C1 - C7 Protection From Fire

Objectives

C1	The objectives of clauses C2 to C6 are to: (a) safeguard people from an unacceptable risk of injury or illness caused by fire, (b) protect other property from damage caused by fire, and (c) facilitate firefighting and rescue operations.	Examples: Apartments, Hotels, Motels, Education, Student Accommodation, Aged Care, Mixed Retail/Office & Retail/ Residential.	Different buildings have different risk groups, these are described in Part 1 of C/ AS1.
----	--	---	--

Functional Requirement

C3	C3.1 Buildings must be designed and constructed so that there is a low probability of injury or illness to persons not in close proximity to a fire source.	Fire rated wall.
C6	Firecells, fire safety and fire resistance ratings. Buildings may comprise of one or more fire cells. Firecells are required to contain fire for sufficient time to allow safe evacuation and prevent fire form spreading to other buildings (Fire Resistance Rating/FRR).	
C3	C3.2 Buildings with a building height greater than 10 m where upper floors contain sleeping uses or other property must be designed and constructed so that there is a low probability of external vertical fire spread to upper floors in the building. C3.3 Buildings must be designed and constructed so that there is a low probability of fire spread to other property vertically or horizontally across a relevant boundary.	Does not apply to detached dwellings, within household units in multi-unit dwellings, or out buildings and ancillary buildings.

Term	Description	Example
FRR (fire resistance rating)	A fire rating to state a floor or wall construction assembly performance that prevents fire spread to neighbouring fire cells/rooms/common areas.	FRR 30/30/30
Group Classification	A rating applied to a product used on wall or ceiling linings to describe spread of flame and smoke development indices.	Group 1-S
Non-combustible	A product or material which is incapable of igniting and burning when subjected to fire.	Laminam/Glass/fibre cement.

FRR / Fire Resistance Rating:

The term used to describe the minimum fire resistance required of primary and secondary elements as determined in the standard test for fire resistance or in accordance with a specific calculation method verified by experimental data from standard fire resistance tests. It comprises three numbers giving the time in minutes for which each of the criteria (structural adequacy, integrity and insulation) are satisfied. It is always presented in that order, expressed as xx/yy/zz.

Fire Resistance Rating (FRR)

Example FRR - /30/30

- I. **Structural Adequacy** – to prevent collapse of structural (primary) elements during a fire.
Dash (-) indicates nil rating e.g. -/30/30 is a non-load bearing wall.
- II. **Integrity** – to prevent the passage of flame or hot gases through fire separations.
- III. **Insulation** – to prevent the transmission of heat to other firecells or adjacent property, measured as an average temperature rise of 140°C or a rise of 180°C at any single point on the exposed face of separation.